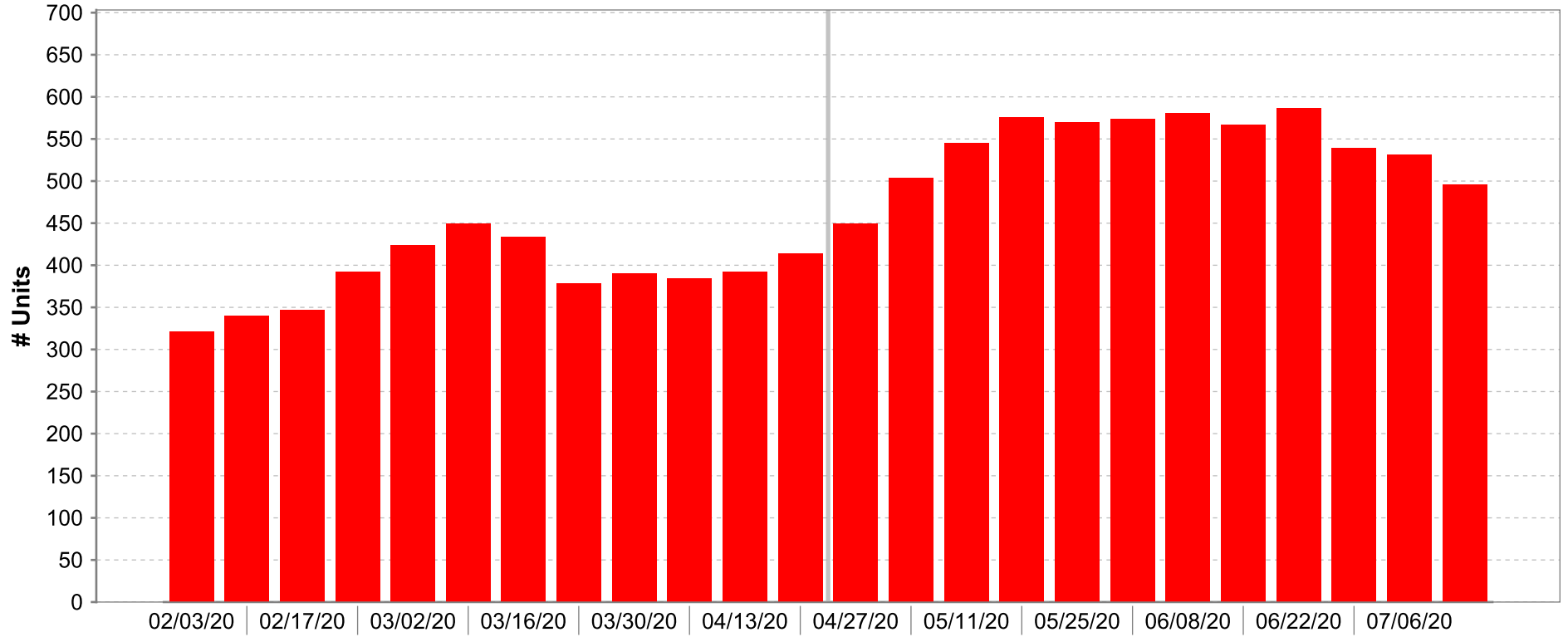


Market Dynamics

Units (FS)
Last 6 Months (Weekly) 02/03/20 - 07/19/20



■ For Sale

KEY INFORMATION

	Previous 12 Wk	Last 12 Wk Avg	Change	% Change
For Sale	388.8	543.1	154.3	39.7

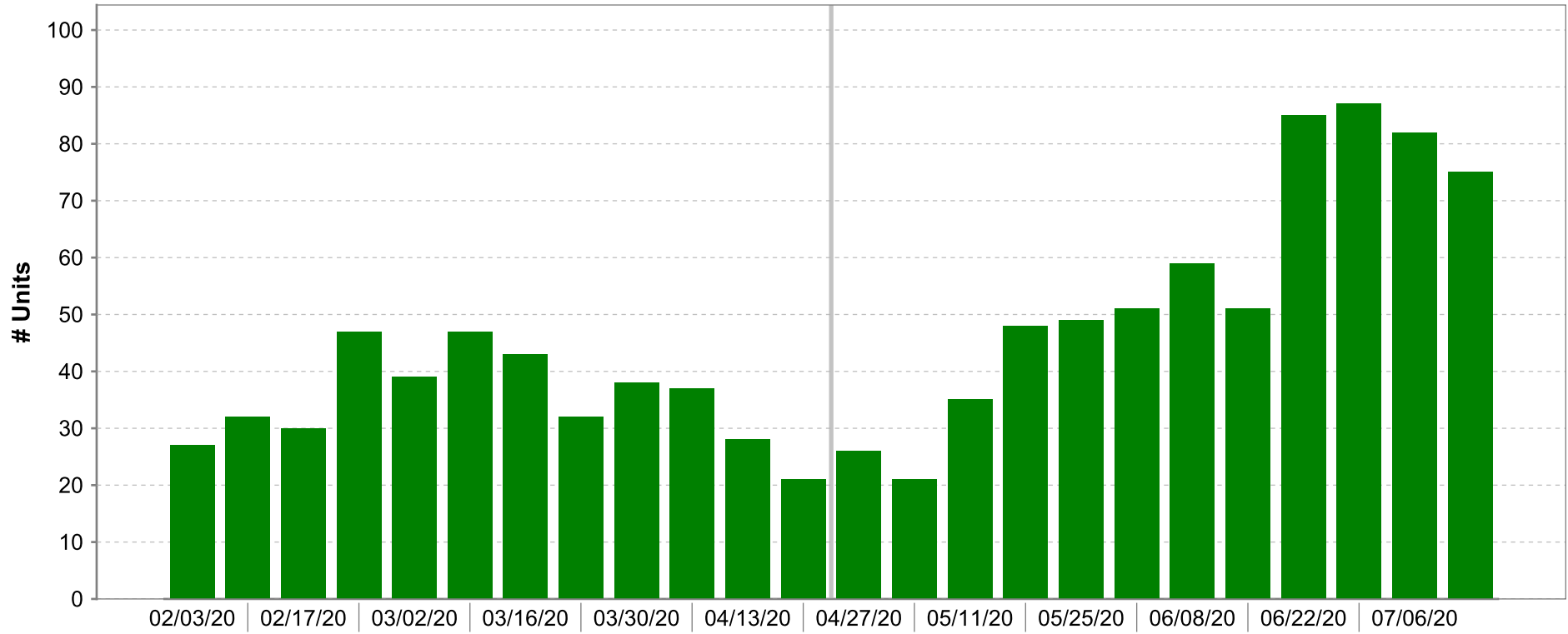
MLS: BAREIS	Period: 6 Months (Weekly)	Price: All	Construction Type: All	Bedrooms: All	Bathrooms: All	Lot Size: All
Property Types:	Residential: (Single Family, Condo/Coop)					Sq Ft: All
Counties:	Marin					

Market Dynamics
Units (FS)
Last 6 Months (Weekly) 02/03/20 - 07/19/20

Time Period	# Properties For Sale	# Properties Under Contract	# Properties Sold	# Properties Expired	# New Properties Listed
07-13-20	496	75	75	18	77
07-06-20	531	105	82	7	91
06-29-20	539	89	87	10	55
06-22-20	586	90	85	12	102
06-15-20	567	74	51	9	85
06-08-20	580	89	59	9	92
06-01-20	574	77	51	9	104
05-25-20	570	92	49	8	72
05-18-20	576	68	48	10	101
05-11-20	545	62	35	8	99
05-04-20	504	53	21	4	95
04-27-20	449	33	26	7	77
04-20-20	414	36	21	6	55
04-13-20	392	31	28	2	45
04-06-20	384	27	37	11	42
03-30-20	390	22	38	26	31
03-23-20	378	12	32	7	16
03-16-20	434	30	43	42	32
03-09-20	449	42	47	5	83
03-02-20	424	54	39	4	81
02-24-20	392	43	47	6	95
02-17-20	347	45	30	5	63
02-10-20	340	50	32	6	55
02-03-20	321	29	27	7	65

Market Dynamics

Units (Sold)
Last 6 Months (Weekly) 02/03/20 - 07/19/20



■ Sold

KEY INFORMATION

	Previous 12 Wk	Last 12 Wk Avg	Change	% Change
Sold	35.1	55.8	20.7	58.9

Sold +58.9%

MLS: BAREIS	Period: 6 Months (Weekly)	Price: All	Construction Type: All	Bedrooms: All	Bathrooms: All	Lot Size: All
Property Types:	Residential: (Single Family, Condo/Coop)					Sq Ft: All
Counties:	Marin					

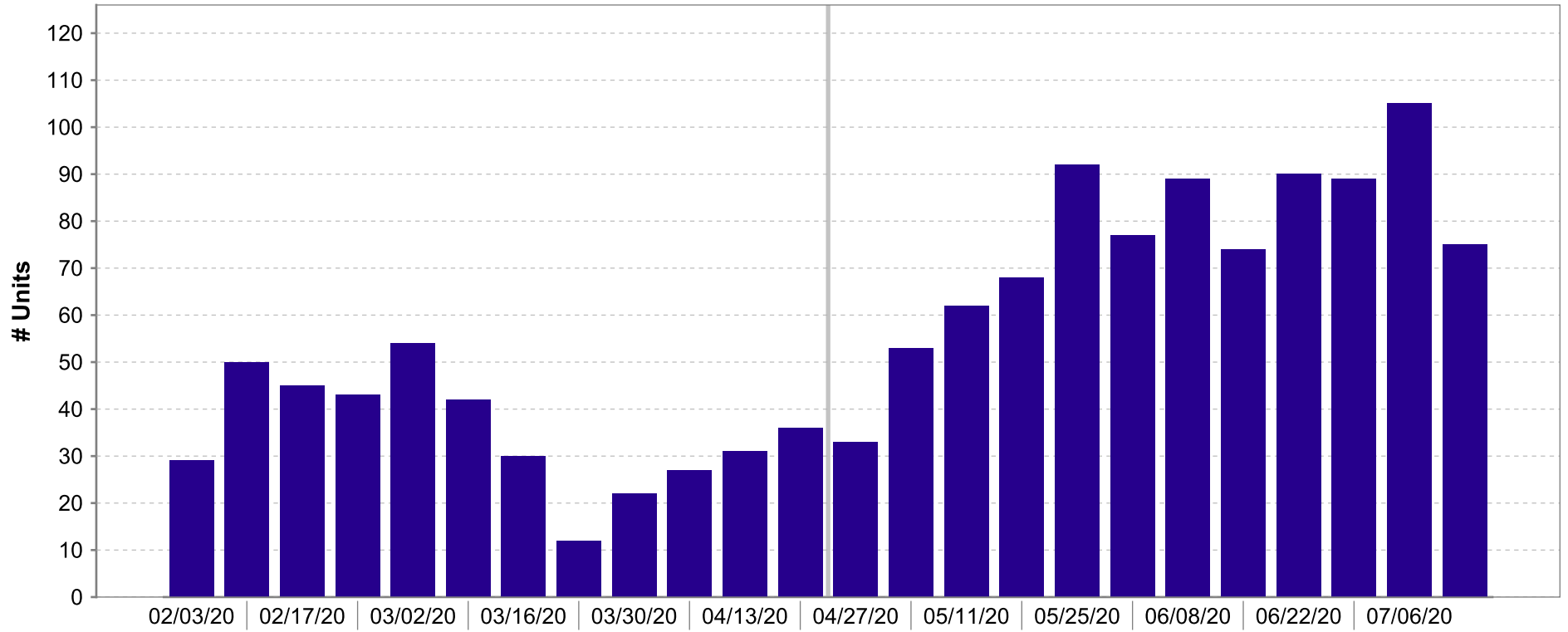
Market Dynamics
Units (Sold)
Last 6 Months (Weekly) 02/03/20 - 07/19/20

Time Period	# Properties For Sale	# Properties Under Contract	# Properties Sold	# Properties Expired	# New Properties Listed
07-13-20	496	75	75	18	77
07-06-20	531	105	82	7	91
06-29-20	539	89	87	10	55
06-22-20	586	90	85	12	102
06-15-20	567	74	51	9	85
06-08-20	580	89	59	9	92
06-01-20	574	77	51	9	104
05-25-20	570	92	49	8	72
05-18-20	576	68	48	10	101
05-11-20	545	62	35	8	99
05-04-20	504	53	21	4	95
04-27-20	449	33	26	7	77
04-20-20	414	36	21	6	55
04-13-20	392	31	28	2	45
04-06-20	384	27	37	11	42
03-30-20	390	22	38	26	31
03-23-20	378	12	32	7	16
03-16-20	434	30	43	42	32
03-09-20	449	42	47	5	83
03-02-20	424	54	39	4	81
02-24-20	392	43	47	6	95
02-17-20	347	45	30	5	63
02-10-20	340	50	32	6	55
02-03-20	321	29	27	7	65

Market Dynamics

Units (UC)


Last 6 Months (Weekly) 02/03/20 - 07/19/20



■ Under Contract

KEY INFORMATION

	Previous 12 Wk	Last 12 Wk Avg	Change	% Change
Under Contract	35.1	75.6	40.5	115.4



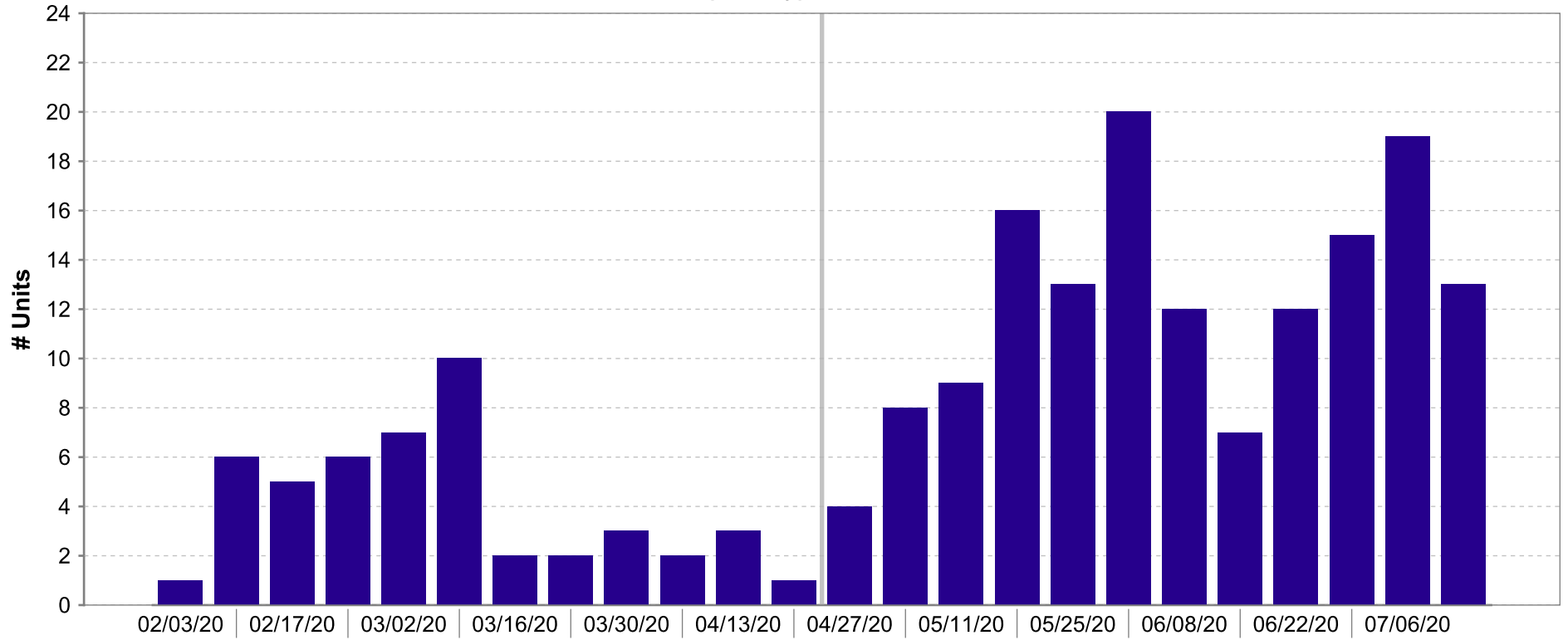
MLS: BAREIS	Period: 6 Months (Weekly)	Price: All	Construction Type: All	Bedrooms: All	Bathrooms: All	Lot Size: All
Property Types:	Residential: (Single Family, Condo/Coop)					Sq Ft: All
Counties:	Marin					

Market Dynamics
Units (UC)
Last 6 Months (Weekly) 02/03/20 - 07/19/20

Time Period	# Properties For Sale	# Properties Under Contract	# Properties Sold	# Properties Expired	# New Properties Listed
07-13-20	496	75	75	18	77
07-06-20	531	105	82	7	91
06-29-20	539	89	87	10	55
06-22-20	586	90	85	12	102
06-15-20	567	74	51	9	85
06-08-20	580	89	59	9	92
06-01-20	574	77	51	9	104
05-25-20	570	92	49	8	72
05-18-20	576	68	48	10	101
05-11-20	545	62	35	8	99
05-04-20	504	53	21	4	95
04-27-20	449	33	26	7	77
04-20-20	414	36	21	6	55
04-13-20	392	31	28	2	45
04-06-20	384	27	37	11	42
03-30-20	390	22	38	26	31
03-23-20	378	12	32	7	16
03-16-20	434	30	43	42	32
03-09-20	449	42	47	5	83
03-02-20	424	54	39	4	81
02-24-20	392	43	47	6	95
02-17-20	347	45	30	5	63
02-10-20	340	50	32	6	55
02-03-20	321	29	27	7	65


Market Dynamics

Units (UC) Last 6 Months (Weekly) 02/03/20 - 07/19/20



■ Under Contract
KEY INFORMATION

	Previous 12 Wk	Last 12 Wk Avg	Change	% Change
Under Contract	4.0	12.3	8.3	208.3



MLS: BAREIS Period: 6 Months (Weekly) Price: \$2,500,000 - Construction Type: All Bedrooms: All Bathrooms: All Lot Size: All
 Property Types: Residential: (Single Family, Condo/Coop) Sq Ft: All
 Counties: Marin

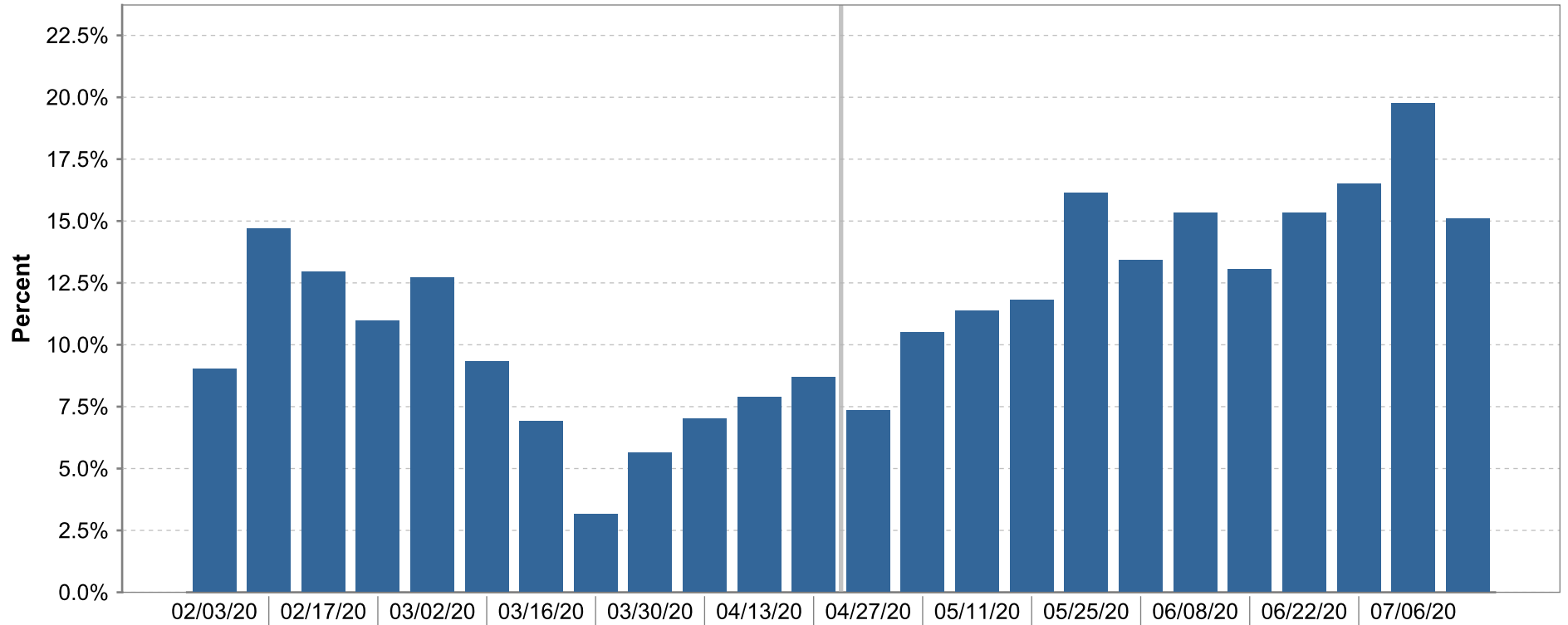
Market Dynamics
Units (UC)
Last 6 Months (Weekly) 02/03/20 - 07/19/20

Time Period	# Properties For Sale	# Properties Under Contract	# Properties Sold	# Properties Expired	# New Properties Listed
07-13-20	153	13	15	4	16
07-06-20	160	19	9	4	15
06-29-20	162	15	20	2	12
06-22-20	166	12	10	4	21
06-15-20	155	7	10	3	11
06-08-20	160	12	11	4	15
06-01-20	165	20	11	0	16
05-25-20	162	13	8	0	14
05-18-20	166	16	6	2	26
05-11-20	151	9	4	2	25
05-04-20	135	8	3	0	22
04-27-20	117	4	1	0	12
04-20-20	106	1	2	0	13
04-13-20	96	3	0	0	6
04-06-20	97	2	4	6	3
03-30-20	105	3	6	8	1
03-23-20	109	2	2	3	4
03-16-20	116	2	6	9	7
03-09-20	119	10	7	0	12
03-02-20	115	7	5	1	13
02-24-20	109	6	9	1	20
02-17-20	95	5	3	1	10
02-10-20	94	6	2	3	5
02-03-20	92	1	2	2	13

Market Dynamics

Sales Absorption


Last 6 Months (Weekly) 02/03/20 - 07/19/20



■ % Under Contract

KEY INFORMATION

	Previous 12 Wk Avg	Last 12 Wk Avg	Change	% Change
% Under Contract	9.09	13.81	4.72	51.9



MLS: BAREIS	Period: 6 Months (Weekly)	Price: All	Construction Type: All	Bedrooms: All	Bathrooms: All	Lot Size: All
Property Types:	Residential: (Single Family, Condo/Coop)					Sq Ft: All
Counties:	Marin					

Market Dynamics
Sales Absorption
Last 6 Months (Weekly) 02/03/20 - 07/19/20

Time Period	% of Properties Under Contract	% of Properties Sold	# Properties For Sale	# Properties Under Contract	# Properties Sold
07-13-20	15.1	15.1	496	75	75
07-06-20	19.8	15.4	531	105	82
06-29-20	16.5	16.1	539	89	87
06-22-20	15.4	14.5	586	90	85
06-15-20	13.0	9.0	567	74	51
06-08-20	15.3	10.2	580	89	59
06-01-20	13.4	8.9	574	77	51
05-25-20	16.1	8.6	570	92	49
05-18-20	11.8	8.3	576	68	48
05-11-20	11.4	6.4	545	62	35
05-04-20	10.5	4.2	504	53	21
04-27-20	7.4	5.8	449	33	26
04-20-20	8.7	5.1	414	36	21
04-13-20	7.9	7.1	392	31	28
04-06-20	7.0	9.6	384	27	37
03-30-20	5.6	9.7	390	22	38
03-23-20	3.2	8.5	378	12	32
03-16-20	6.9	9.9	434	30	43
03-09-20	9.4	10.5	449	42	47
03-02-20	12.7	9.2	424	54	39
02-24-20	11.0	12.0	392	43	47
02-17-20	13.0	8.6	347	45	30
02-10-20	14.7	9.4	340	50	32
02-03-20	9.0	8.4	321	29	27